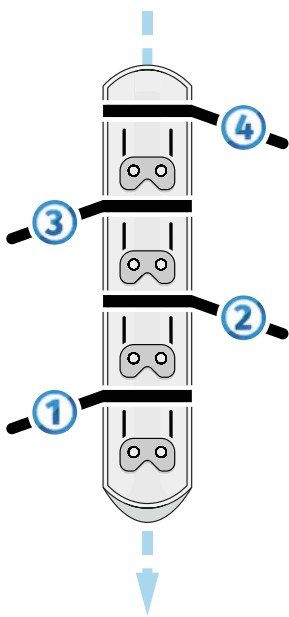


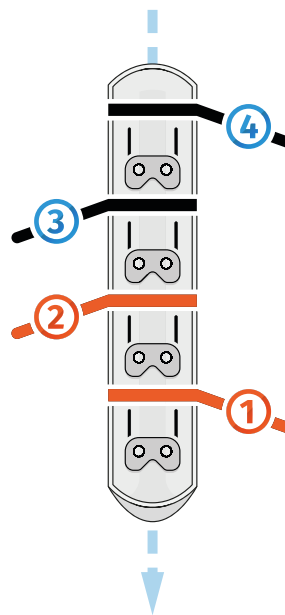
**F40** (since 2016, but always ask the serial number. It's a mould that has changed interaxis several times)  
**F52, F53**

You need **4 arms in addition to the standard** to do all the configurations.

**ATTENTION!** Always specify the boat's serial number to check for possible exceptions.



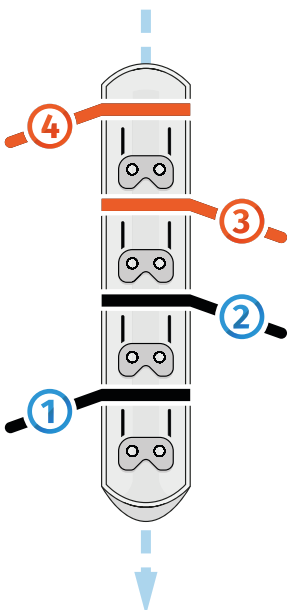
**STANDARD CONFIGURATION**



**A**

### Tandem bowside

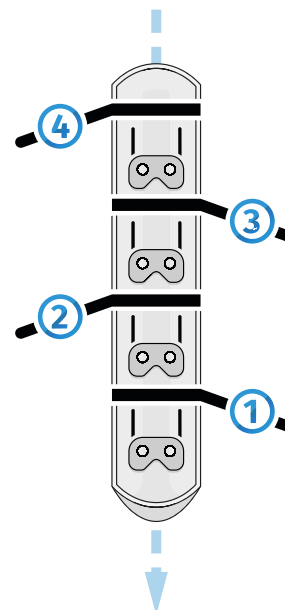
You need **n°1 strokeside** and **n°2 bowside**. The n°3 and n°4 are the same of the standard configuration.



**B**

### Tandem strokeside

You need **n°3 strokeside** and **n°4 bowside**. The n°1 and n°2 are the same of the standard configuration.



**C**

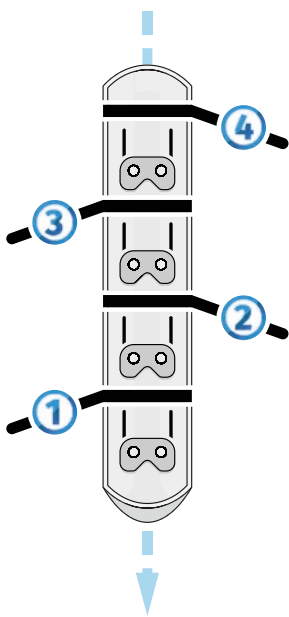
### Bow rigged

You don't need extra riggers. The n°4 interchanges with n°1, and n°2 with n°3.

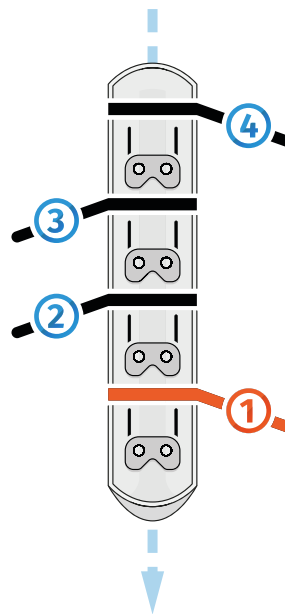
F28

You need **3 arms in addition to the standard** to do all the configurations.

**ATTENTION!** Always specify the boat's serial number to check for possible exceptions.



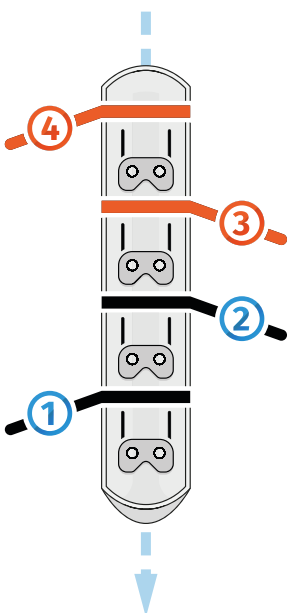
**STANDARD CONFIGURATION**



**A**

### Tandem bowside

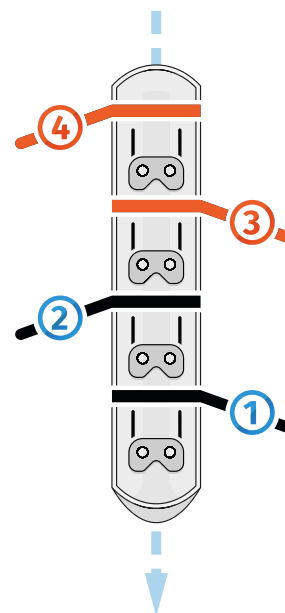
You need **n°1 strokeside**.  
At the 2nd seat you use the n°1 of standard config. The n°3 and n°4 are the same of the standard configuration.



**B**

### Tandem strokeside

You need **n°3 strokeside** and **n°4 bowside**.  
The n°1 and n°2 are the same of the standard configuration.



**C**

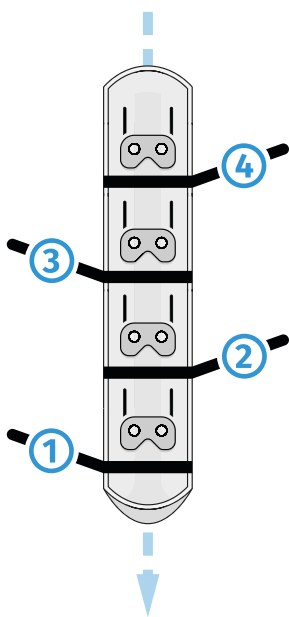
### Bow rigged

You need **n°3 strokeside** and **n°4 bowside**.  
The n°1 and n°2 interchange among them.

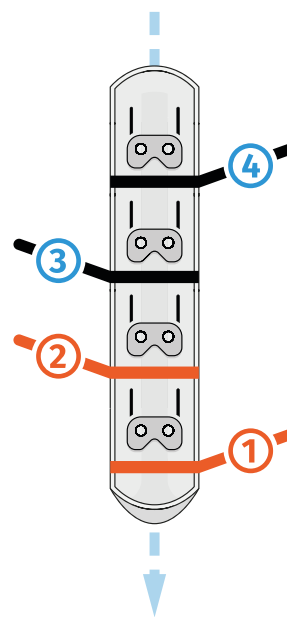
**F40** (since 2016, but always ask the serial number. It's a mould that has changed interaxis several times)  
**F52, F53, F61, F34**

You need **4 arms in addition to the standard** to do all the configurations.

**ATTENTION!** Always specify the boat's serial number to check for possible exceptions.



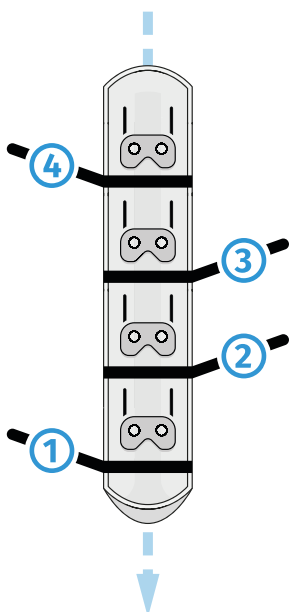
**STANDARD CONFIGURATION**



**A**

### Tandem bowside

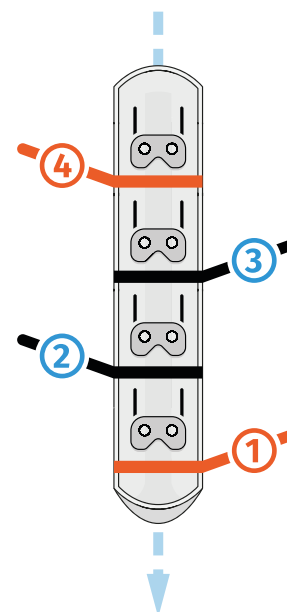
You need **n°1 strokeside** and **n°2 bowside**.  
 The n°3 and n°4 are the same of the standard configuration.



**B**

### Tandem strokeside

You don't need extra riggers. The n°4 interchanges with n°3.



**C**

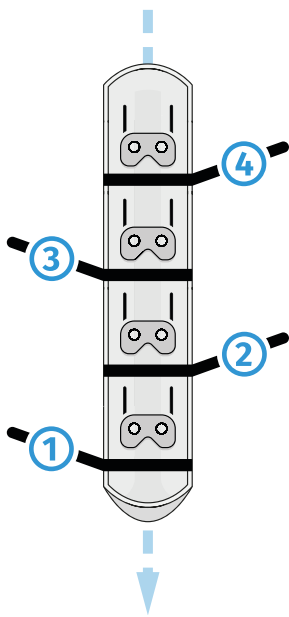
### Bow rigged

You need **n°1 strokeside** and **n°4 bowside**.  
 The n°2 interchanges with n°3.

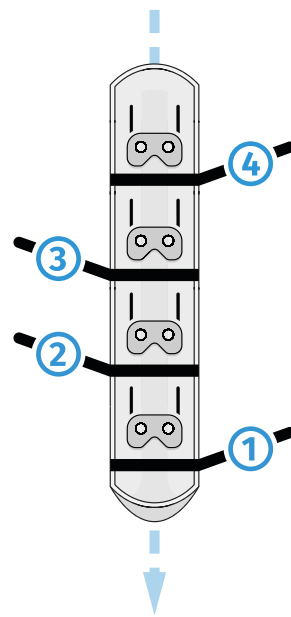
## F31, F38, F43

You don't need any arm in addition to do all the configurations.

**ATTENTION!** Always specify the boat's serial number to check for possible exceptions.



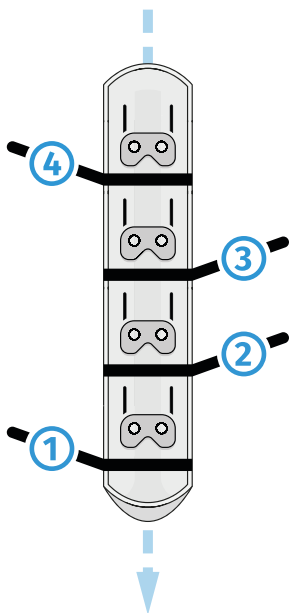
**STANDARD CONFIGURATION**



**A**

### Tandem bowside

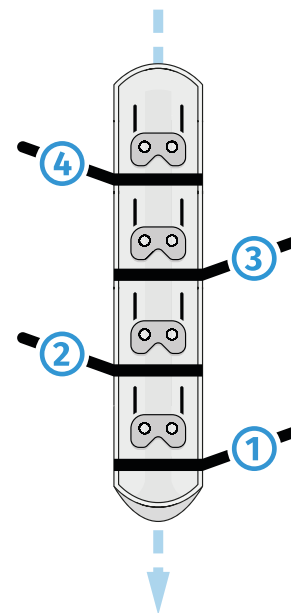
You don't need extra riggers.



**B**

### Tandem strokeside

You don't need extra riggers.



**C**

### Bow rigged

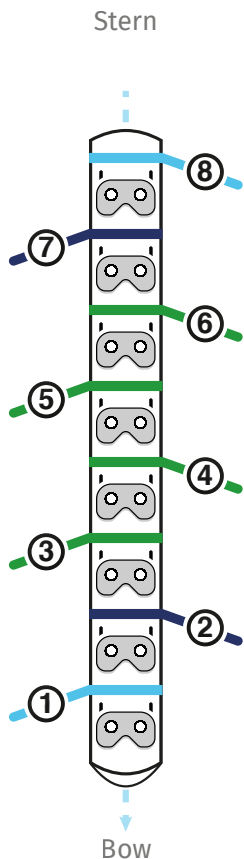
You don't need extra riggers.

## STANDARD CONFIGURATION

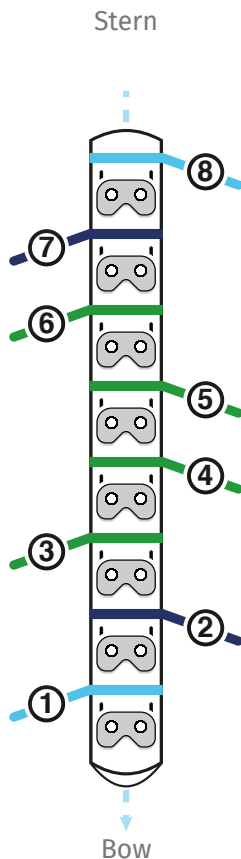
### F42, F49, F54

The riggers with the same color can be interchanged among them, such as those ones at n°3-4-5-6. n°2 can be interchanged with n°7, and n°1 with n°8.

**ATTENTION!**  
Always specify boat serial number to check for possible exceptions.

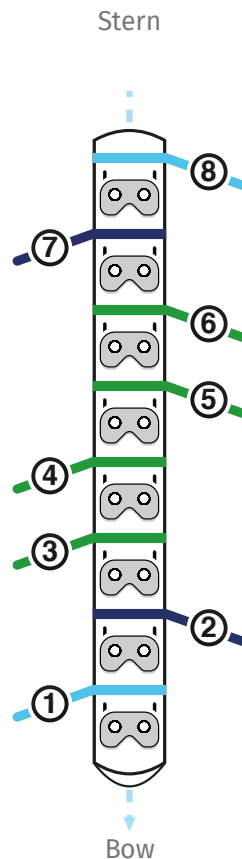


Config. 1



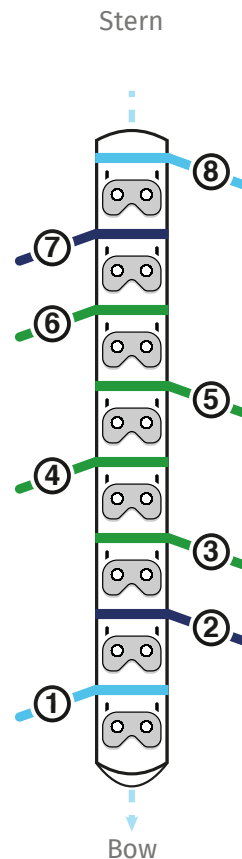
For configuration 1, no extra riggers are required

Config. 2



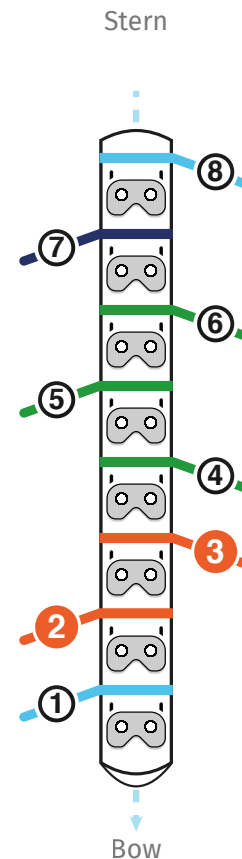
For configuration 2, no extra riggers are required

Config. 3



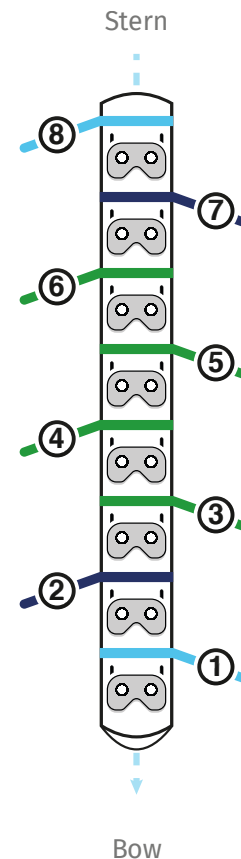
For configuration 3, no extra riggers are required

Config. 4



For configuration 4 2 extra riggers are required: n°2 bowside and n°3 strokeside

Config. 5



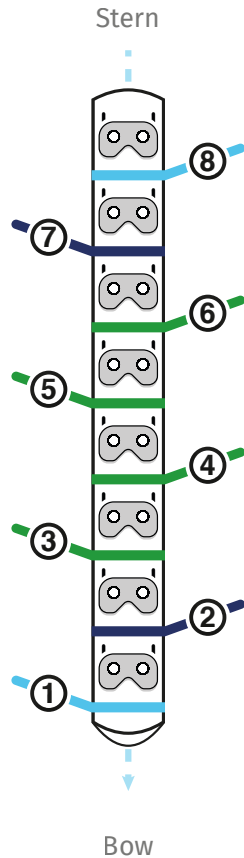
For configuration 5, no extra riggers are required

## F42, F49, F54

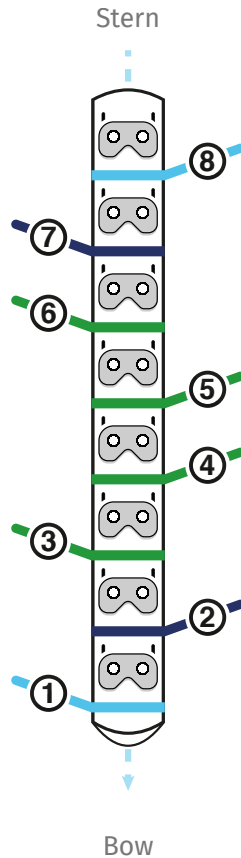
The riggers with the same color can be interchanged among them, such as those ones at n°3-4-5-6. n°2 can be interchanged with n°7, and n°1 with n°8.

**ATTENTION!**  
Always specify boat serial number to check for possible exceptions.

### STANDARD CONFIGURATION

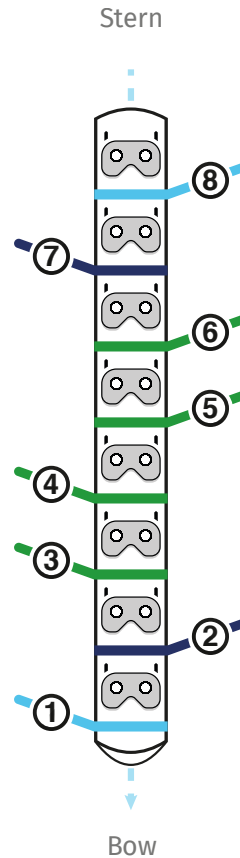


Config. 1



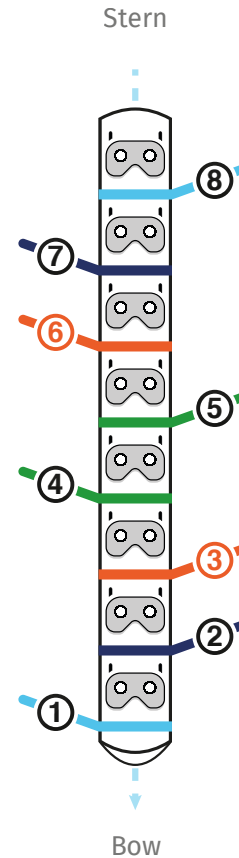
For configuration 1, no extra riggers are required

Config. 2



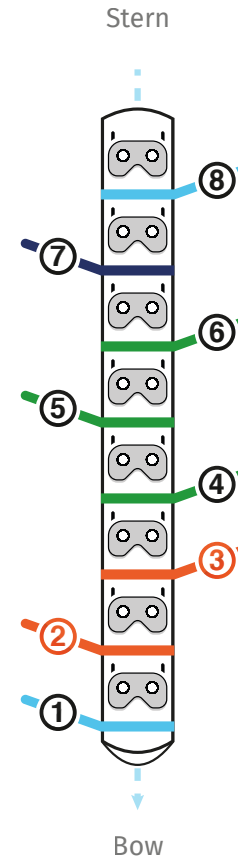
For configuration 2, no extra riggers are required

Config. 3



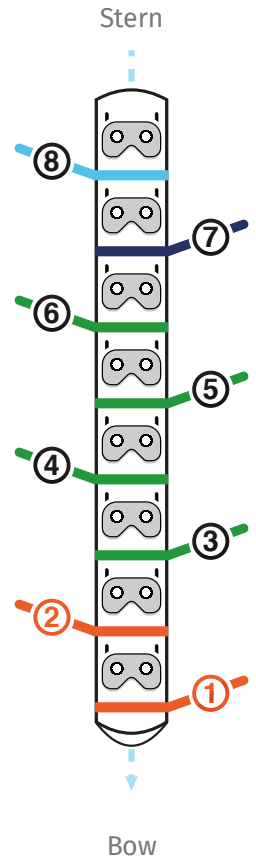
For configuration 3, 2 extra riggers are required: n°3 stokeside and n°6 bowside

Config. 4



For configuration 4, 2 extra riggers are required: n°2 bowside and n°3 stokeside

Config. 5



For configuration 5, 2 extra riggers are required: n°1 stokeside and n°2 bowside